


YS Series Contactors

Key features of the YS Series include:

- Compact size
- AC and DC coil, reversing and non-reversing
- Weld-resistant silver alloy contacts
- No cadmium used in contacts
- Highly reliable auxiliary contacts use bifurcated double bridge contact form
- Direct panel mount with screws or 35mm DIN rail (9F to 65F)
- Conforms to IEC standards: EN60947-1, EN60947-4-1, EN-60947-5-1
- Approval standards: UL508 (UL File No. E67770, E184169)



D
IEC Contactors

Ordering Information

■ **IEC CONTACTORS**

- Specify the maximum AC3 current code for the contactor in place of □.
- Specify the coil voltage code for the contactor in place of ****.
- This part number is not indicated on the label of the contactor.

YS1N-□ F11 ****

Completed Part Number of Contactors

① Product Series

YS1N: Non-reversing contactor, AC controlled
 YS1R: Reversing contactor, AC controlled
 YS3N: Non-reversing contactor, DC controlled
 YS3R: Reversing contactor, DC controlled

② a) Approximate Maximum AC3 Current

AC or DC Controlled Contactors
 9:9A, 12:12A, 20:20A, 25:25A, 32:32A, 38:38A,
 40:40A, 50:50A, 65:65A, 80:80A, 100:100A, 125:125A

AC Contactors Only
 150:150A, 180:180A, 220:220A, 300:300A

b) Type of Contactor

F: AC controlled all sizes
 FG2: DC Controlled, sizes 9-65
 FG: DC Controlled, sizes 80-125

③ Auxiliary Contact Configuration (Built onto contactor)

01: with 1NC, only for contactors sizes 9F-12F
 10: with 1NO, only for contactors sizes 9F-12F
 11: with 1NO-1NC, only for contactors sizes 20F-65F
 22: with 2NO-2NC, only for contactors sizes 80F-300F

④ Coil Voltage

(Rated Voltage and Frequency)

A024 : AC24V 50/60Hz	AC Contactors (all sizes)
A048 : AC48V 50/60Hz	
A110 : AC110V 50/60Hz	
A120 : AC120V 50/60Hz	
A230 : AC230V 50/60Hz	
A240 : AC240V 50/60Hz	
A380 : AC380V 50/60Hz	
A415 : AC415V 50/60Hz	
A480 : AC480V 50/60Hz	
A600 : AC600V 50/60Hz	
D024 : DC 24V	DC Contactors (sizes 9-65)
D048 : DC 48V	
D110 : DC 110V	DC Contactors (sizes 80-125)
D220 : DC 220V	
M100 : DC 110V	
M200 : DC 220V	

(Other Voltages Available, Contact IDEC)

Notes:

1. Use the above ordering information only when interpreting part numbers. Do not use for developing part numbers.
2. Please see tables on following pages for proper selection.
3. For specifications please see page D-16 through page D-34.

YS1N Non-Reversing AC Contactors



IEC Contactors, AC Controlled

I ^e (Amps)		kW AC3 Rating EN 60974-4-1				HP Rating per UL508						Auxiliary Contacts		Part Number
		3 Phase				1 Phase		3 Phase				N.O.	N.C.	
AC1	AC3	220-230V	380-400V	500V	660-690V	120V	230V	200-208V	220-240V	440-480V	550-600V			
20	8.5	2.2	4	5.5	5.5	1/3	1	2	2	5	5	0	1	YS1N-9F01****
												1	0	YS1N-9F10****
20	11.5	3	5.5	7.5	7.5	3/4	2	3	3	7.5	5	0	1	YS1N-12F01****
												1	0	YS1N-12F10****
30	15.5	4	7.5	10	10	1	3	5	5	10	13.5	1	1	YS1N-20F11****
30	22	5.5	11	15	15	2	3	7.5	7.5	15	15	1	1	YS1N-25F11****
50	30	7.5	15	18.5	18.5	2	5	7.5	10	20	20	1	1	YS1N-32F11****
60	37	11	18.5	22	30	3	7.5	10	15	30	30	1	1	YS1N-38F11****
60	37	11	18.5	22	30	3	7.5	10	15	30	30	1	1	YS1N-40F11****
80	44	15	22	30	33	3	7.5	10	15	40	40	1	1	YS1N-50F11****
80	60	18.5	30	37	37	5	10	20	20	50	40	1	1	YS1N-65F11****
135	85	22	45	55	45	7.5	15	25	25	60	60	2	2	YS1N-80F22****
150	105	30	55	65	65	-	-	30	35	60	75	2	2	YS1N-100F22****
150	114	37	60	75	75	-	-	40	50	100	100	2	2	YS1N-125F22****
200	138	45	75	90	100	-	-	40	50	100	125	2	2	YS1N-150F22****
240	179	55	95	110	110	-	-	50	60	125	125	2	2	YS1N-180F22****
260	305	65	110	132	132	-	-	60	75	150	150	2	2	YS1N-220F22****
350	300	90	160	160	200	-	-	75	100	200	200	2	2	YS1N-300F22****

Codes for Control Circuit AC Voltages 50/60 Hz

Volts AC 50/60 Hz	24	48	120	220	240	380	415	480
Code to replace ****	A024	A048	A120	A220	A240	A380	A415	A480



Consult an IDEC representative for other coil voltages.

For accessories, see page D-12.

For specifications, see page D-16 through D-34.

For dimensions, see pages D-35.

For other application tables, see page D-51.

YS3N Non-Reversing DC Contactors



D

IEC Contactors

IEC Contactors, DC Controlled

I ^e (Amps)		KW AC3 Rating EN 60974-4-1				HP Rating per UL508						Auxiliary Contacts		Part Number
		3 Phase				1 Phase		3 Phase				N.O.	N.C.	
AC1	AC3	220-230V	380-400V	500V	660-690V	120V	230V	200-208V	220-240V	440-480V	550-600V			
20	8.5	2.2	4	5.5	5.5	1/3	1	2	2	5	5	0	1	YS3N-9FG201****
												1	0	YS3N-9FG210****
20	11.5	3	5.5	7.5	7.5	3/4	2	3	3	7.5	5	0	1	YS3N-12FG201****
												1	0	YS3N-12FG210****
30	15.5	4	7.5	10	10	1	3	5	5	10	13.5	1	1	YS3N-20FG211****
30	22	5.5	11	15	15	2	3	7.5	7.5	15	15	1	1	YS3N-25FG211****
50	30	7.5	15	18.5	18.5	2	5	7.5	10	20	20	1	1	YS3N-32FG211****
60	37	11	18.5	22	30	3	7.5	10	15	30	30	1	1	YS3N-38FG211****
60	37	11	18.5	22	30	3	7.5	10	15	30	30	1	1	YS3N-40FG211****
80	44	15	22	30	33	3	7.5	10	15	40	40	1	1	YS3N-50FG211****
80	60	18.5	30	37	37	5	10	20	20	50	40	1	1	YS3N-65FG211****
135	85	22	45	55	45	7.5	15	25	25	60	60	2	2	YS3N-80FG22****
150	105	30	55	65	65	-	-	30	35	60	75	2	2	YS3N-100FG22****
150	114	37	60	75	75	-	-	40	50	100	100	2	2	YS3N-125FG22****

Codes for Control Circuit DC Voltages, 9F through 65F				Codes for 80F/100F/125F		
Volts DC	24	48	110	220	110	220
Code to replace ****	D024	D048	D110	D220	M100	M200



Consult an IDEC representative for other coil voltages.


For accessories, see page D-12.

For specifications, see pages D-16 through D-34.

For dimensions, see page D-35.

For other application tables, see page D-51.

YS1R Reversing AC Contactors



IEC Contactors, AC Controlled

D
IEC Contactors

I ^e (Amps)		kW AC3 Rating EN 60974-4-1				HP Rating per UL508						Auxiliary Contacts		Part Number
		3 Phase				1 Phase		3 Phase				N.O.	N.C.	
AC1	AC3	220-230V	380-400V	500V	660-690V	120V	230V	200-208V	220-240V	440-480V	550-600V			
20	8.5	2.2	4	5.5	5.5	1/3	1	2	2	5	5	0	1	YS1R-9F01****
												1	0	YS1R-9F10****
20	11.5	3	5.5	7.5	7.5	3/4	2	3	3	7.5	5	0	1	YS1R-12F01****
												1	0	YS1R-12F10****
30	15.5	4	7.5	10	10	1	3	5	5	10	13.5	1	1	YS1R-20F11****
30	22	5.5	11	15	15	2	3	7.5	7.5	15	15	1	1	YS1R-25F11****
50	30	7.5	15	18.5	18.5	2	5	7.5	10	20	20	1	1	YS1R-32F11****
60	37	11	18.5	22	30	3	7.5	10	15	30	30	1	1	YS1R-38F11****
60	37	11	18.5	22	30	3	7.5	10	15	30	30	1	1	YS1R-40F11****
80	44	15	22	30	33	3	7.5	10	15	40	40	1	1	YS1R-50F11****
80	60	18.5	30	37	37	5	10	20	20	50	40	1	1	YS1R-65F11****
135	85	22	45	55	45	7.5	15	25	25	60	60	2	2	YS1R-80F22****
150	105	30	55	65	65	-	-	30	35	60	75	2	2	YS1R-100F22****
150	114	37	60	75	75	-	-	40	50	100	100	2	2	YS1R-125F22****
200	138	45	75	90	100	-	-	40	50	100	125	2	2	YS1R-150F22****
240	179	55	95	110	110	-	-	50	60	125	125	2	2	YS1R-180F22****
260	305	65	110	132	132	-	-	60	75	150	150	2	2	YS1R-220F22****
350	300	90	160	160	200	-	-	75	100	200	200	2	2	YS1R-300F22****

Codes for Control Circuit AC Voltages 50/60 Hz

Volts AC 50/60 Hz	24	48	120	220	240	380	415	480
Code to replace ****	A024	A048	A120	A220	A240	A380	A415	A480



Consult an IDEC representative for other coil voltages.


For accessories, see page D-12.

For specifications, see page D-16 through D-34.

For dimensions, see pages D-35.

For other application tables, see page D-51

YS3R Reversing DC Contactors



D

IEC Contactors, DC Controlled

IEC Contactors

I ^e (Amps)		kW AC3 Rating EN 60974-4-1				HP Rating per UL508						Auxiliary Contacts		Part Number
		3 Phase				1 Phase		3 Phase				N.O.	N.C.	
AC1	AC3	220-230V	380-400V	500V	660-690V	120V	230V	200-208V	220-240V	440-480V	550-600V			
20	8.5	2.2	4	5.5	5.5	1/3	1	2	2	5	5	0	1	YS3R-9FG201****
												1	0	YS3R-9FG210****
20	11.5	3	5.5	7.5	7.5	3/4	2	3	3	7.5	5	0	1	YS3R-12FG201****
												1	0	YS3R-12FG210****
30	15.5	4	7.5	10	10	1	3	5	5	10	13.5	1	1	YS3R-20FG211****
30	22	5.5	11	15	15	2	3	7.5	7.5	15	15	1	1	YS3R-25FG211****
50	30	7.5	15	18.5	18.5	2	5	7.5	10	20	20	1	1	YS3R-32FG211****
60	37	11	18.5	22	30	3	7.5	10	15	30	30	1	1	YS3R-38FG211****
60	37	11	18.5	22	30	3	7.5	10	15	30	30	1	1	YS3R-40FG211****
80	44	15	22	30	33	3	7.5	10	15	40	40	1	1	YS3R-50FG211****
80	60	18.5	30	37	37	5	10	20	20	50	40	1	1	YS3R-65FG211****
135	85	22	45	55	45	7.5	15	25	25	60	60	2	2	YS3R-80FG22****
150	105	30	55	65	65	-	-	30	35	60	75	2	2	YS3R-100FG22****
150	114	37	60	75	75	-	-	40	50	100	100	2	2	YS3R-125FG22****

Codes for Control Circuit DC Voltages, 9F through 65F					Codes for 80F/100F/125F	
Volts DC	24	48	110	220	110	220
Code to replace ****	D024	D048	D110	D220	M100	M200



Consult an IDEC representative for other coil voltages.
 For accessories, see page D-12.
 For specifications, see page D-16 through D-34.
 For dimensions, see pages D-35.
 For other application tables, see page D-51